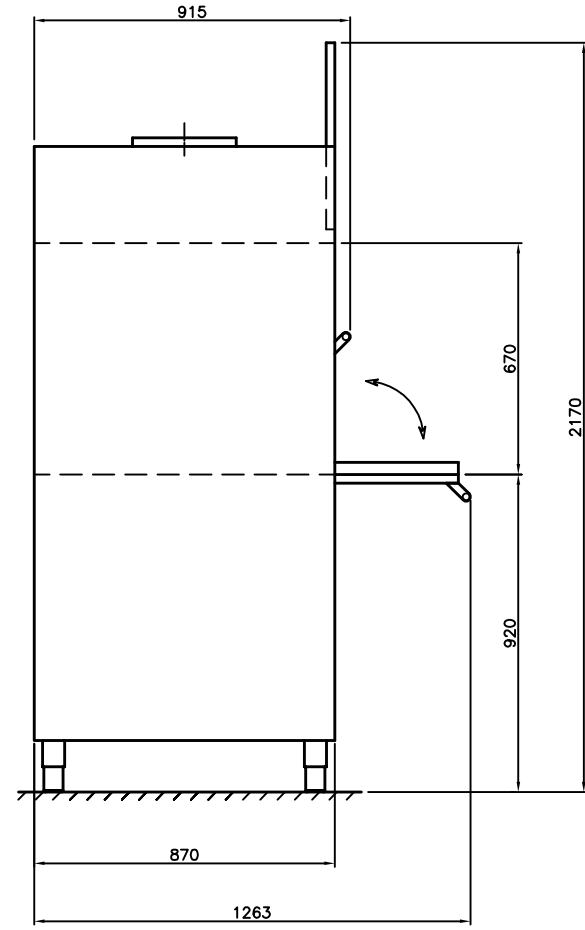
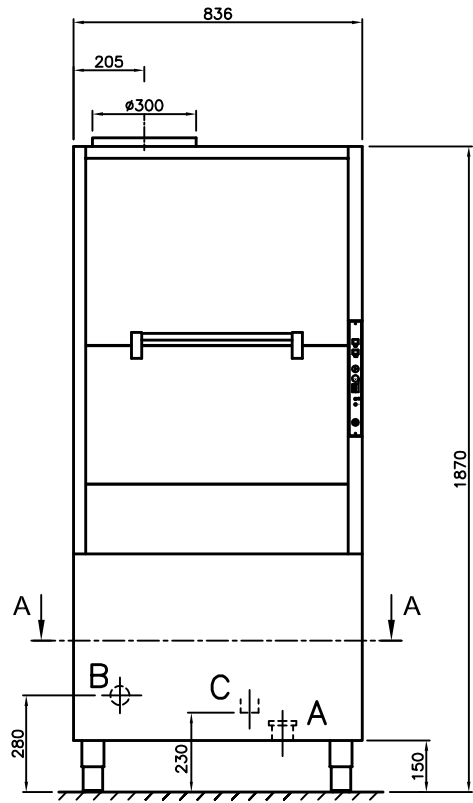
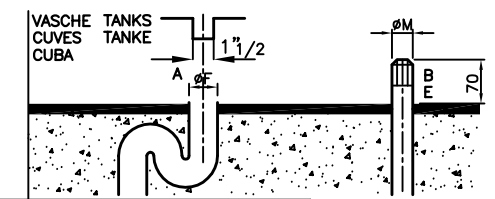
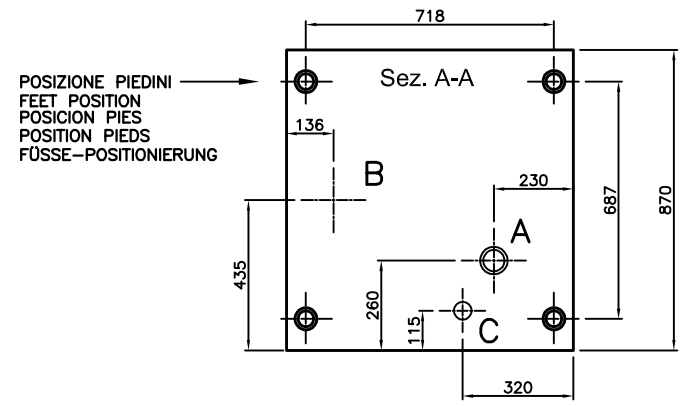


A termini di legge ci riserviamo la proprietà di questo disegno con divieto di riproduzione e di renderlo comunque noto a terzi senza nostra autorizzazione  
 This drawing is the property of and shall not be reproduced for any purpose without the consent of COMENDA s.r.l.



CESTELLO }  
 RACK } 650x700  
 CESTA }  
 PANIER }  
 KORB }



ALLACCIAMENTI - BRANCHEMENTS - CONNECTIONS - ANSCHLUSSE

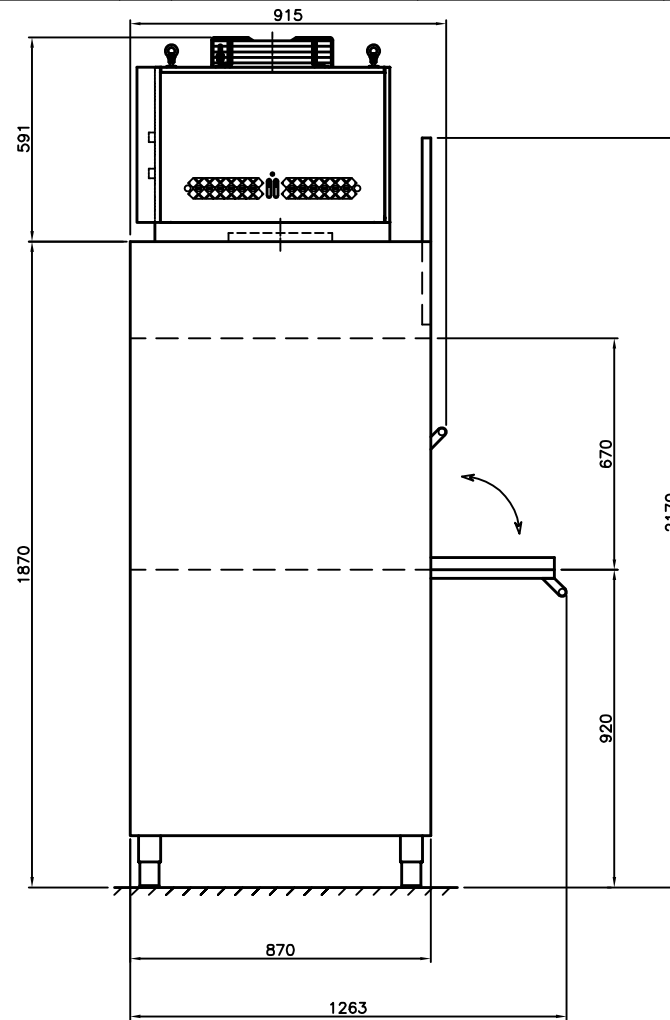
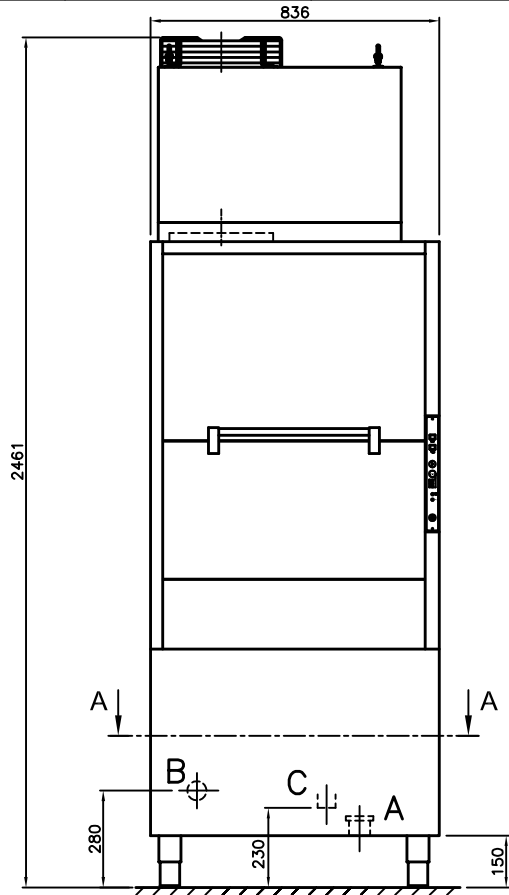
A	SCARICO VASCHE - VIDANGE CUVES TANKS DRAIN - TANKEABLAUF	50mm min.	ØF	E*	ENTRATA VAPORE - ARRIVEE VAPEUR STEAM INLET - DAMPFZULAUF	} 0,5/2 BAR	ØM
B	ENTRATA ACQUA - ARRIVEE EAU WATER INLET - WASSERZULAUF	50/60°C -2/4BAR	3/4"	ØM	F*		SCARICO CONDENSA - SORTIE VAPEUR STEAM OUTLET - DAMPFABLAUF
C	ALLACCIAMENTO ELETTRICO - BRANCHEMENT ELECTRIQUE ELECTRICAL CONNECTION - ELEKTROANSCHLUSS						

SCALE 1:15  
 MODEL: HD60BT  
 DATE 09/02/12  
 SIGNATURE U.T.  
 ARCHIVE REF.

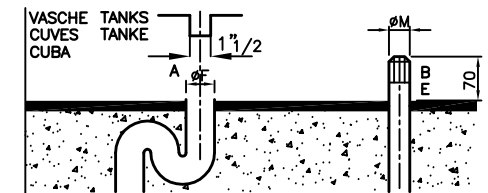
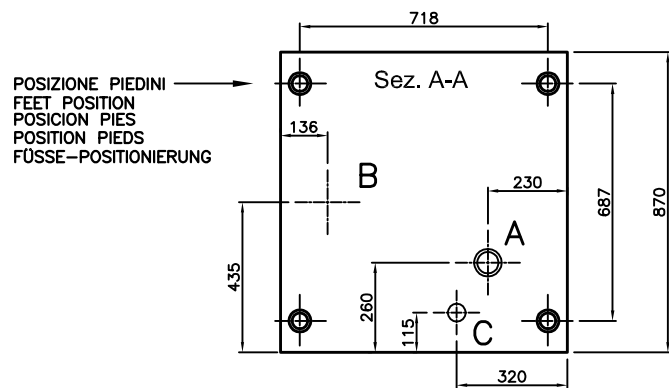
MACHINE DIRECTION  
 MODIFICATION  
 CODE N° INH0008



A termini di legge ci riserviamo la proprietà di questo disegno con divieto di riproduzione e di renderlo comunque noto a terzi senza nostra autorizzazione  
 This drawing is the property of and shall not be reproduced without the consent of COMENDA S.r.l.



CESTELLO  
 RACK  
 CESTA  
 PANIER  
 KORB } 650x700



ALLACCIAMENTI - BRANCHEMENTS - CONNECTIONS - ANSCHLUSSE

A	SCARICO VASCHE - VIDANGE CUVES TANKS DRAIN - TANKEABLAUF	50mm min.	Ø F	E*	ENTRATA VAPORE - ARRIVEE VAPEUR STEAM INLET - DAMPFZULAUF	} 0,5/2 BAR	Ø M
B	ENTRATA ACQUA - ARRIVEE EAU WATER INLET - WASSERZULAUF	50/60°C -2/4BAR	3/4"	Ø M	F*		SCARICO CONDENSA - SORTIE VAPEUR STEAM OUTLET - DAMPFABLAUF
C	ALLACCIAMENTO ELETTRICO - BRANCHEMENT ELECTRIQUE ELECTRICAL CONNECTION - ELEKTROANSCHLUSS						

SCALE  
 1:15  
 DATE  
 25/07/12  
 SIGNATURE  
 U.T.  
 ARCHIVE REF.

MODEL:  
**HD 60BT -HP2**  
 MACHINE DIRECTION  
 MODIFICATION



CODE N°  
**INH0025**