

GAS GRIDDLE WITH SMOOTH PLATE AISI 430 ON OPEN CUPBOARD - THERMOST. CONTROL

Project:
Rev.:
Zone:
Location:



CODE
CR1350509

MODEL
Q90FTTV/G1203

SERIE
QUEEN 9

GENERAL FEATURES

- AISI 304 stainless-steel bases and worktops, Scotch-Brite finish
- Depth of 900 mm for high power and performance
- Catalogue offers more than 350 standard models
- Worktop, base cabinet, base cabinet with doors and oven versions
- 20/10 worktop thickness
- Twin-piece knobs prevent infiltration of dirt and have an IPX5 water ingress protection rating
- Gas ranges having burners with various configurations and power ratings: 3.5 kW - 5.7 kW, 7 kW and 10 kW. Double-ring burners for 7 and 10 kW models
- Wide range of accessories

The knobs offer optimum grip and help the chef to have the setting controls right under his eyes. Special attention has also been paid to the knob bezel that has been expertly designed to avoid penetration of liquids and/or dirt. Thanks to the IPX5 water jet ingress protection rating, awarded after passing specific tests, knobs and knob bezels can be washed at the end of the working day without affecting performance or safety.



TECHNICAL DETAILS

GAS

AISI 430 PLATE

GAS GRIDDLE WITH SMOOTH PLATE AISI 430 ON OPEN CUPBOARD - THERMOST. CONTROL

- Lowered griddle compared to the 4 cm top and tilted towards the machine front by 1 cm to drain the fat;
- Wide drawer for fat collection;
- Available with soft iron griddle or polished chrome griddle.
- Stable flame burners with piezo-electric ignition
- Independent controls every 40 cm wide module
- Temperature adjustment from 200°C to 400°C with thermocouple safety valve or from 100°C to 280°C with thermostatic valve. Adjustment is from 100°C to 280°C for the chrome version

**GAS GRIDDLE WITH SMOOTH PLATE AISI
430 ON OPEN CUPBOARD - THERMOST.
CONTROL**



CODE
CR1350509

MODEL
Q90FTTV/G1203

SERIE
QUEEN 9

TECHNICAL INFORMATION

SPECIFICATIONS	DATA
CODE	CR1350509
DEFINITION	Q90FTTV/G1203 FTG LISCIO M120 430 A/G
MODEL	Q90FTTV/G1203
COMMERCIAL LINE	QUEEN
SUPPLY	GAS
WIDTH	1200 MM
DEPTH	900 MM
HEIGHT	870 MM
NET WEIGHT	202,000
VOLUME	0,940 M3
PACKAGING LENGTH	1260,000
PACKAGING WIDTH	1020,000
PACKAGING HEIGHT	1150,000
PACKAGING VOLUME	1,478
PACKAGING GROSS WEIGHT	230,000
GAS POWER (G30/30 MBAR)	31,50 KW
GAS POWER (G25/25 MBAR)	30,00 KW
CERTIFIED MODEL	Q90FTTV/G1203
CERTIFICATION NUMBER	CE-0085BS0203
CERTIFICATION BODY	0085
TYPE	A GIORNO
PRODUCT VARIANTS	PIASTRA LISCIA
NUMBER OF MODULES	1/1+1/2 MODULO

**GAS GRIDDLE WITH SMOOTH PLATE AISI
430 ON OPEN CUPBOARD - THERMOST.
CONTROL**



CODE
CR1350509

MODEL
Q90FTTV/G1203

SERIE
QUEEN 9

ACCESSORIESES

CODE	MODEL	DESCRIPTION
CR1018839	QP12	PORTINA PER BASE L=400
CR1018859	QKC21	KIT DRAWERS GN2/1 H150
CR1015359	QRG21	SET OF TRY SLIDES GN 2/1
CR0592790	ZA80	FRONT PLINTH
CR0982789	ZL90	SIDE PLINTH SERIE 900
MA97432000	NXR	CASTORS KIT
MA97433000	NXRI	CASTORS KIT
CR1015369	QCH20	DIRECTABLE WATER FLUE
CR0592869	CR0592869	KIT 4 FEET FOR CONCRETE PLINTH INSTALLATION
CR1015339	QPT	N. 4 PIEDINI IN ACCIAIO INOX PER INSTALLAZIONE SU PIANI
CR0592879	CR0592879	KIT ANTI-TIPPING FEET
CR0592399	NXTVT1	CLOSING PANEL FOR TECHNICAL SPACE
CR0592409	NXTVT2	CLOSING PANEL FOR TECHNICAL SPACE
CR1018879	Q90FTDX	FIANCO TERMINALE DESTRO QUEEN
CR1018889	Q90FTSX	FIANCO TERMINALE SINISTRO QUEEN
CR0980009	CANT	TUBULAR HANDRAIL FRONTALE (AL METRO LINEARE)
CR0980019	9CLAT	TUBULAR HANDRAIL LATERALE SERIE 900
BN418031900211	9PRD	PIANO LATERALE RIBALTABILE DESTRO
BN418031900460	9PFD	PIANO LATERALE FISSO DESTRO
BN418031900221	9PRS	PIANO LATERALE RIBALTABILE SINISTRO
BN418031900470	9PFS	PIANO LATERALE FISSO SINISTRO
BN8031920110	PP8	PIANO PORZIONATORE FRONTALE P=100 mm

**GAS GRIDDLE WITH SMOOTH PLATE AISI
430 ON OPEN CUPBOARD - THERMOST.
CONTROL**



CODE
CR1350509

MODEL
Q90FTTV/G1203

SERIE
QUEEN 9

QUEEN

**PRODUCT'S
RANGE PLUS**



The plates tilt 10 mm towards the front of the appliance, optimising flow of fat into the drip drawer.



Plate welded to hob, thus guaranteeing a wider cooking zone and preventing the accumulation of dirt.





Plate with incoloy-sheathed heating elements placed on the underside in order to cook with a uniform temperature.



Thanks to the IPX5 water jet ingress protection rating, awarded after passing specific tests, knobs and knob bezels can be washed at the end of the working day without affecting performance or safety.

**AISI
430
PLATE**

AISI 430 griddle.



The front bar is a comfortable place for the chef to lean on; it means you will remain at a safe distance from the worktop and therefore protects from accidentally knocking against both items lying on the worktop and the knobs.

**TEMPERATURE
RANGE
100 °C / 280 °C**

Temperature adjustment from 100°C to 280°C

GAS GRIDDLE WITH SMOOTH PLATE AISI 430 ON OPEN CUPBOARD - THERMOST. CONTROL



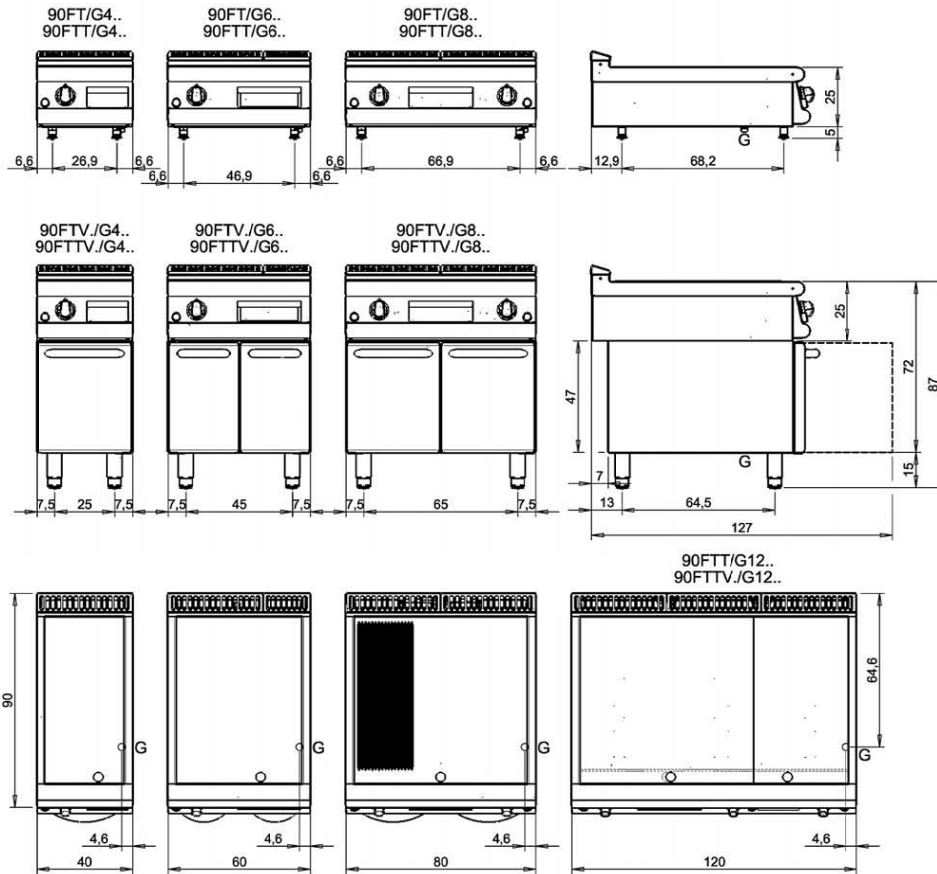
CODE
CR1350509

MODEL
Q90FTTV/G1203

SERIE
QUEEN 9

SCHEMA DI INSTALLAZIONE - INSTALLATION DIAGRAM - INSTALLATIONSPLAN - SCHÉMA D'INSTALLATION - ESQUEMA DE INSTALACION -INSTALLATIESHEMA - IINSTALLATIONSRTNINGAR

MISURE IN cm - DIMENSIONS IN cm - ABMESSUNGEN IN cm- MESURES EN cm
MEDIDAS EN cm - MATEN IN cm - DIMENSIONES EN cm



Legenda - Legende - Key - Légende - Leyenda - Legenda - Legenda

E Pressacavo entrata linea elettrica - Stopfbuchse - Electric cable stress relief - Presse étoupe de câble él - Pisacable - Elektrische kabelwartel - Entrada cabo eléctrico	G Arrivo gas - Gasanschluss - Gas connection - Arrivée gaz - Union de gas - Gasaansluiting - Ligação gás EN 10226-1 R 1/2; EN ISO 228-1 G 1/2 (DK)
S Attacco scarico acqua - Wasserablauf - Water outlet - Vidange de l'eau - Desaguadero - Wateraftapaansluiting - Junção descarga água	H20 Arrivo acqua - Wasseranschluss - Water inlet - Arrivée eau - Union de agua - Wateraansluiting - Junção alimentação água
S1 Scarico vasca - Wannenabflusrohr - Pan outlet - Vidange du bac - Descarga cuba - Water toevoer - Descarga da cuba	A1 = Calda - Heiss - Warm - Chaude - Caliente - Warm - Morno A2 = Fredda - Kalt - Cold - Froid - Fria - Koude - Frio
S2 Valvola di depressione - Anti-depression valve - Unterdruck ventil - Soupape de dépression - Válvula de depresión - Onderdrukklep - Válvula de depressão	L Rubinetto di livello - Level tap - Wasserhahn - Robinet de niveau - Grifo de nivel - Niveaakraan - Torneira de nível
S3 Scarico acqua intercapedine - Wasserablauf Zwischenraum - Jacket water drain Evacuation eau double envelope - Descarga de agua intersticios - Afvoer water tussenruimte - Descarga de água na marmita com Sistema de aquecimento indirecto	
S4 Scarico - Abflusrohr - Drain - Tuyau d'évacuation - Tubo de drenaje - Aftapbuis - Tubulação de dreno	